

PANEL DOWNLIGHTS

Características


Material	Al
Terminado	Blanco
Pantalla	Ps
Índice de protección	IP20
Base	Grapas de Fijación
Dimensiones mm	ø116*105*20 mm
Lúmenes	500 Lm
Temperatura	6,500K
Ángulo	120°

Parámetros Eléctricos

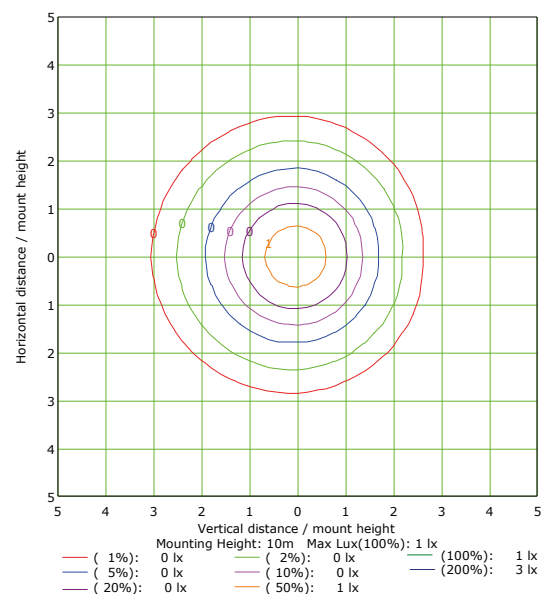
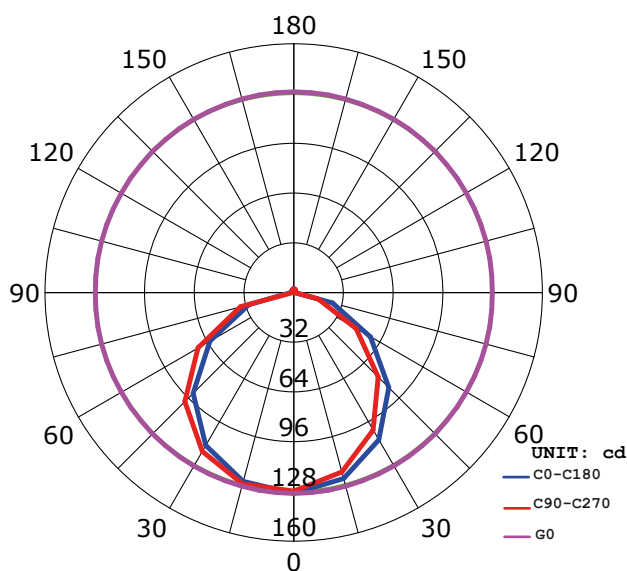
Tensión Nominal [V~]	85-265V~
Consumo de Potencia [W]	7W
Frecuencia Nominal [Hz]	50/60Hz
Consumo de Corriente [A]	0.08 - 0.02A
Temperatura de Operación	-10 a 45 °C

Beneficios

Garantía	3 Años de Garantía*
Certificación	NOM

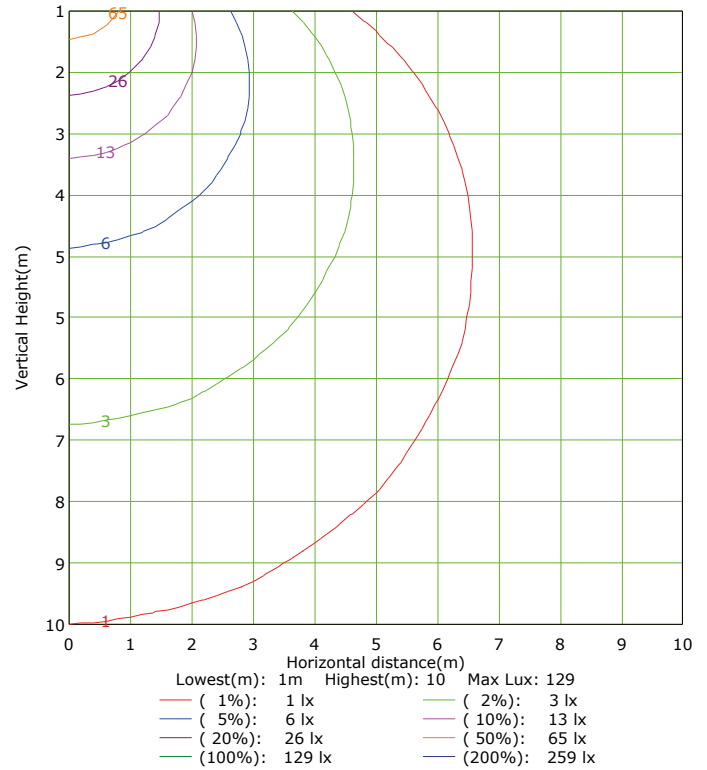
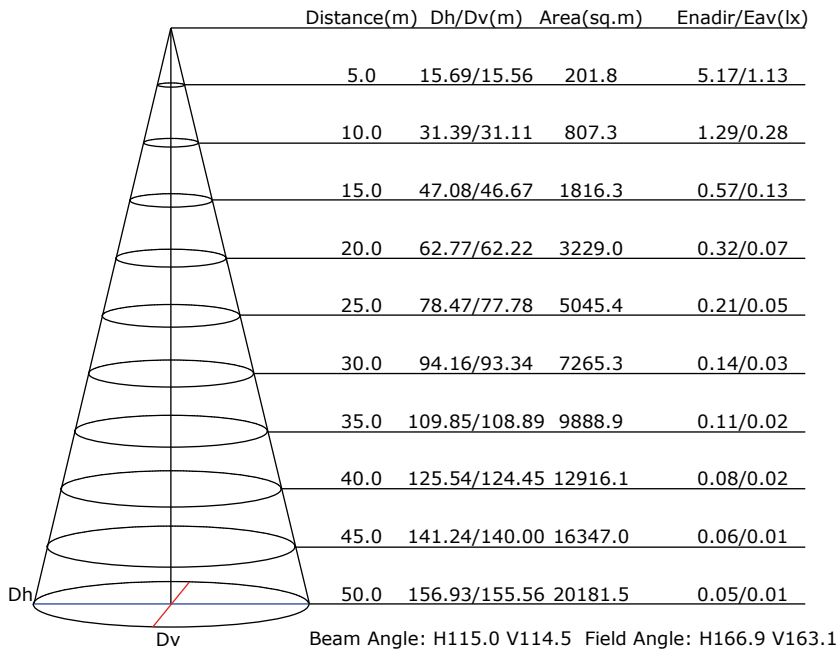


LUMINOUS INTENSITY DISTRIBUTION DIAGRAM

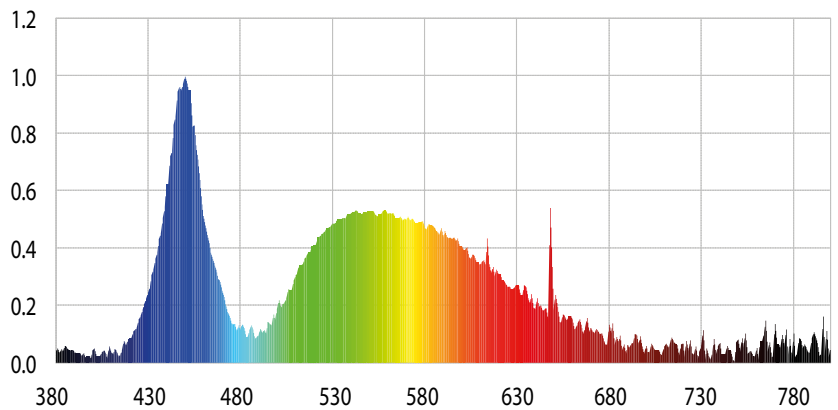
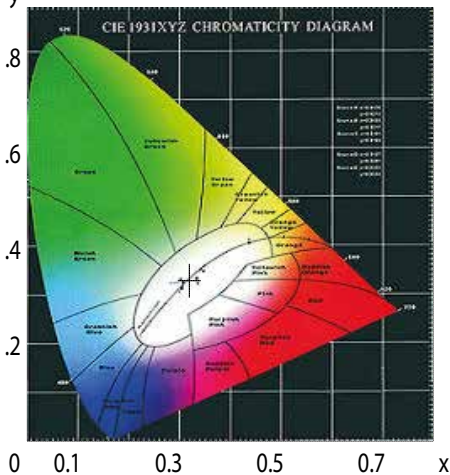


Características y Valores Aproximados

*Importante revisar la póliza de garantía de cada producto



CIE1931 CHROMATICITY DIAGRAM



Parámetros colorimétricos

CCT: Tc=6114K (duv=0.00195)

CRI: Ra= 73.1, avgR(1~14)= 62.9, avgR(1~15)= 63.3

Parámetros fotométricos

Luminous Flux:493.25Lm

EEL: 0.15

Pupil Flux: 835.69 Plm

Efficiency: 74.28 Lm/W

Energy Efficiency Class: A+ (EU 874-2012)

Pupil Lumens Per Watt: 125.86 Plm/W

Radiant Power: 1.606 W

Pupil Factor (Kp): 1.694

Parámetros eléctricos

Voltage: 127.10V

Power Factor: 0.5990

Current: 0.0870A

Frequency: 60.00Hz

Power:6.64W