

PANELES DE LED

Características


Material	Al
Terminado	Satín / Blanco
Pantalla	PMMA PS/PC
Índice de protección	IP20
Base	Empotrar / para Suspender
Dimensiones mm	595*595*10 mm
Lúmenes	3,200 Lm
Temperatura	3,500K
Ángulo	120°

Parámetros Eléctricos

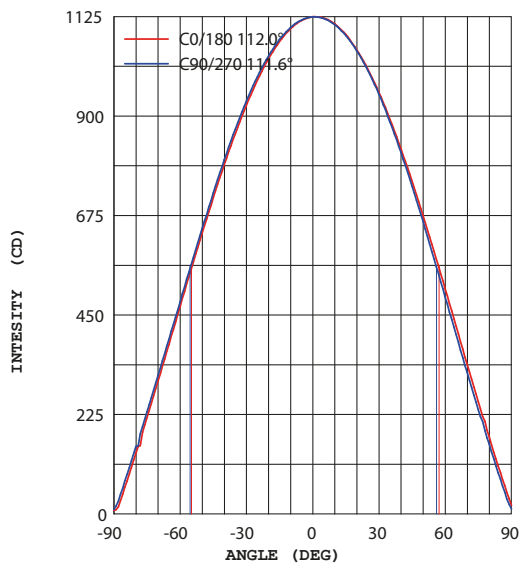
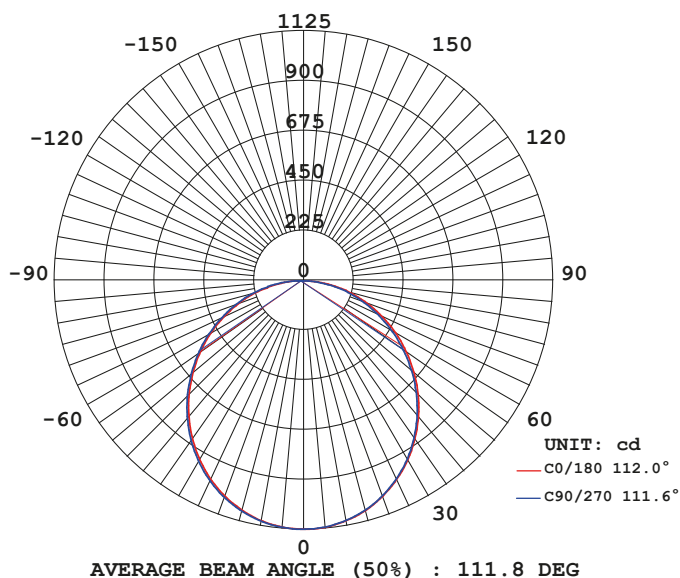
Tensión Nominal [V~]	85-265V~
Consumo de Potencia [W]	36W
Frecuencia Nominal [Hz]	50/60Hz
Consumo de Corriente [A]	0.42 - 0.13 A
Temperatura de Operación	-10 a 45 °C

Beneficios

Garantía	2 Años de Garantía*
Certificación	NOM ANCE

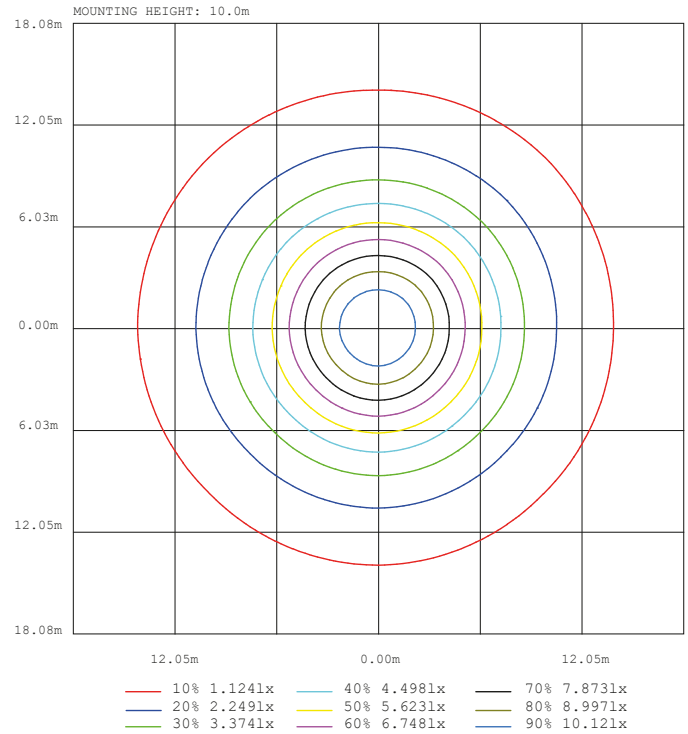
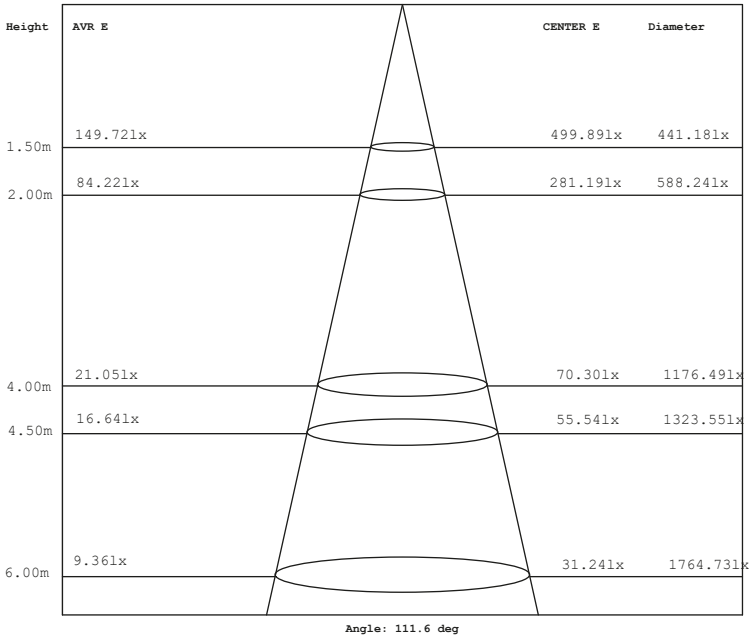


LUMINOUS INTENSITY DISTRIBUTION DIAGRAM

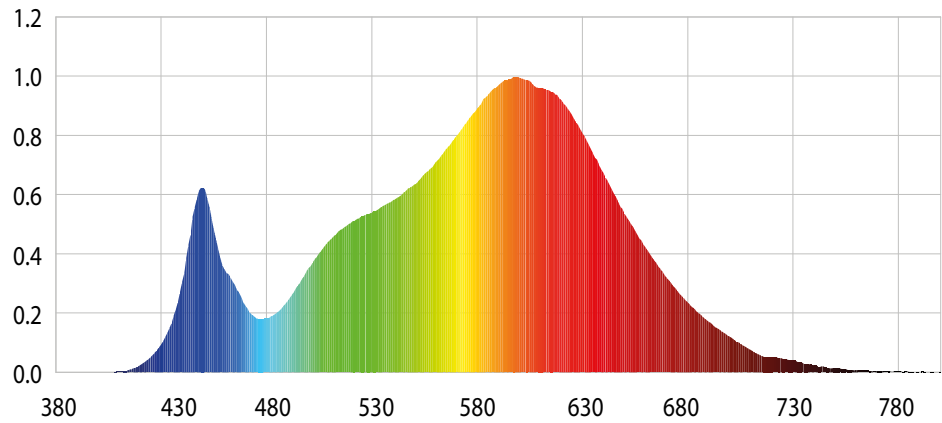
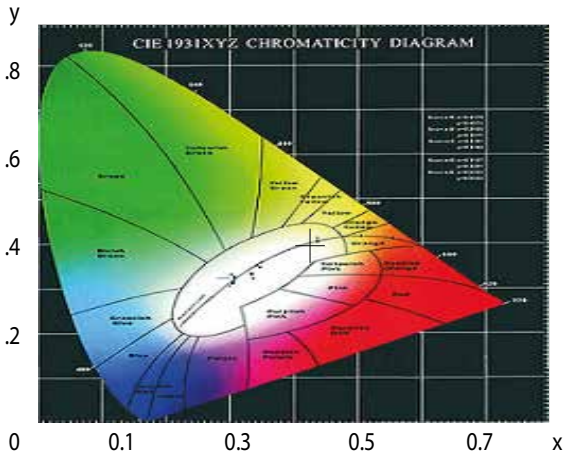


Características y Valores Aproximados

*Importante revisar la póliza de garantía de cada producto



CIE1931 CHROMATICITY DIAGRAM



Parámetros colorimétricos

CCT: Tc=3166K (duv=0.00036)

CRI: Ra= 82.1, avgR(1~14)= 76.3, avgR(1~15)= 76.0

Parámetros fotométricos

Luminous Flux: 3004.23 Lm

EEL: 0.16

Pupil Flux: 3898.15 Plm

Efficiency: 85.98 lm/W

Energy Efficiency Class: A+ (EU 874-2012)

Pupil Lumens Per Watt: 111.57 Plm/W

Radiant Power: 8.878 W

Pupil Factor (Kp): 1.298

Parámetros eléctricos

Voltage: 219.40V

Power Factor: 0.9850

Current: 0.1610A

Frequency: 60.00Hz

Power: 34.94W