

## CEILING LIGHT DIRIGIBLE

### Características

Material	Al
Terminado	Blanco
Pantalla	Cristal
Índice de protección	IP20
Base	Grapas de Fijación
Dimensiones mm	ø108*90*75mm
Lúmenes	850 Lm
Temperatura	3,500K
Ángulo	30°

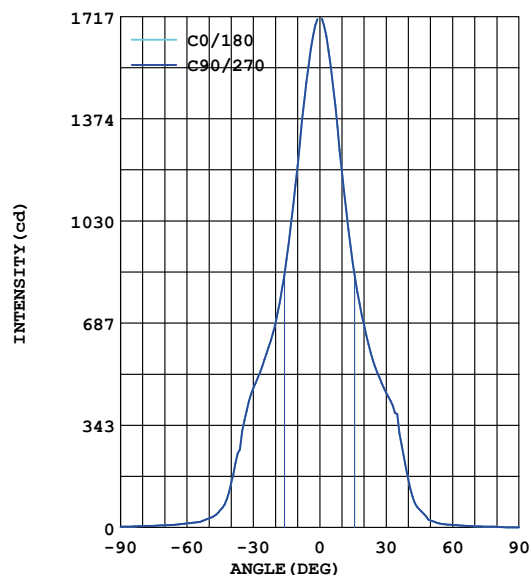
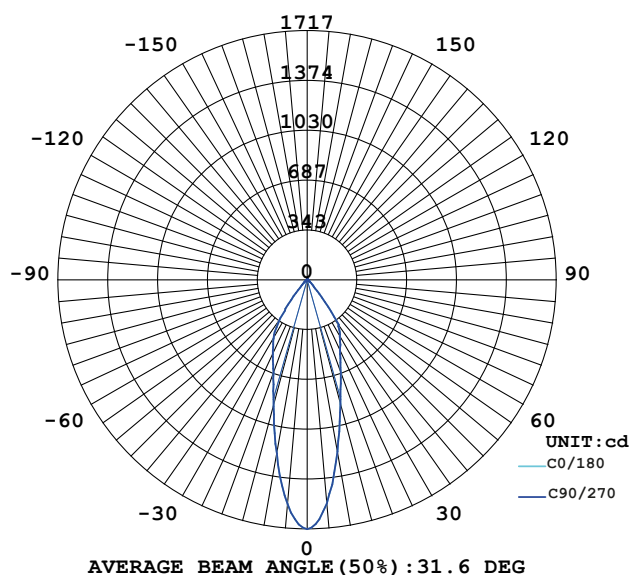
### Parámetros Eléctricos

Tensión Nominal [V~]	85-265V~
Consumo de Potencia [W]	10W
Frecuencia Nominal [Hz]	50/60Hz
Consumo de Corriente [A]	0.11 - 0.03 A
Temperatura de Operación	-10 a 45 °C

### Beneficios

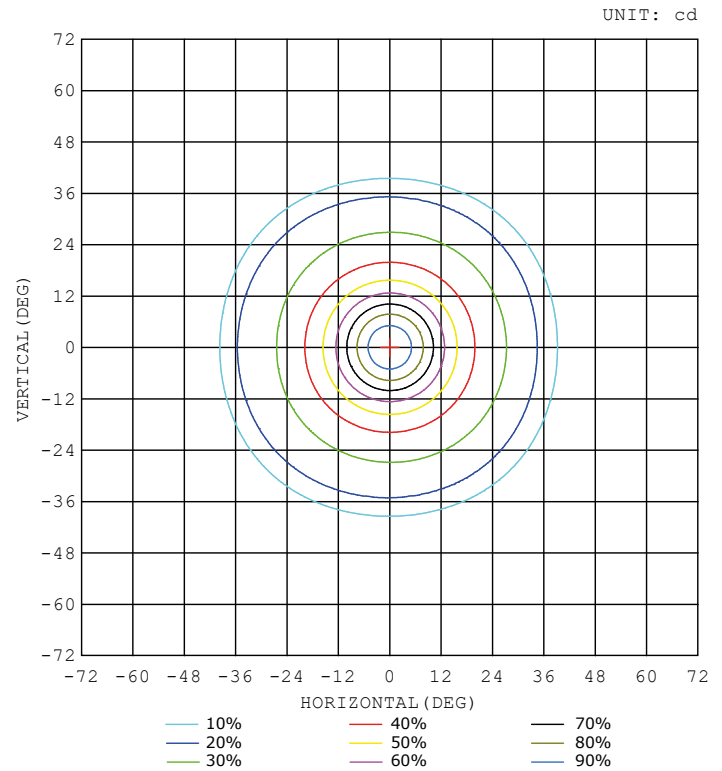
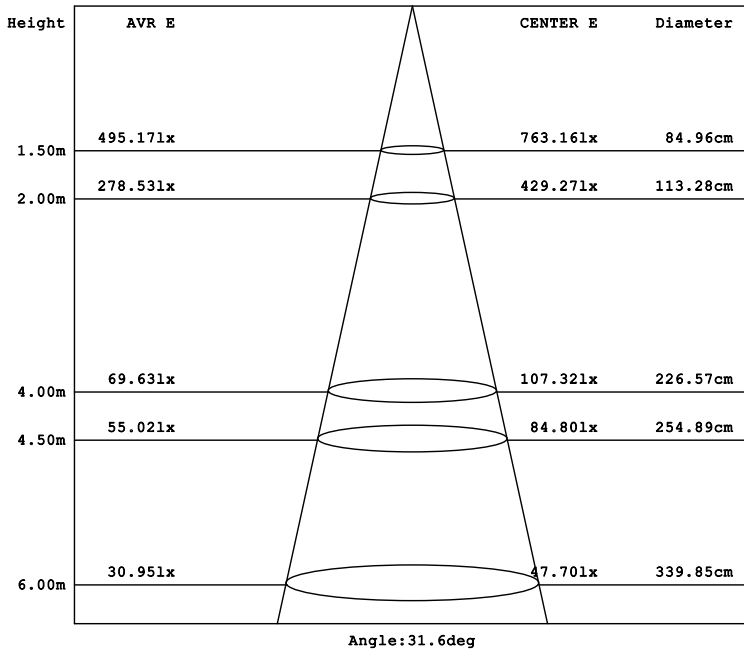
Garantía	2 Años de Garantía*
Certificación	NOM

### LUMINOUS INTENSITY DISTRIBUTION DIAGRAM

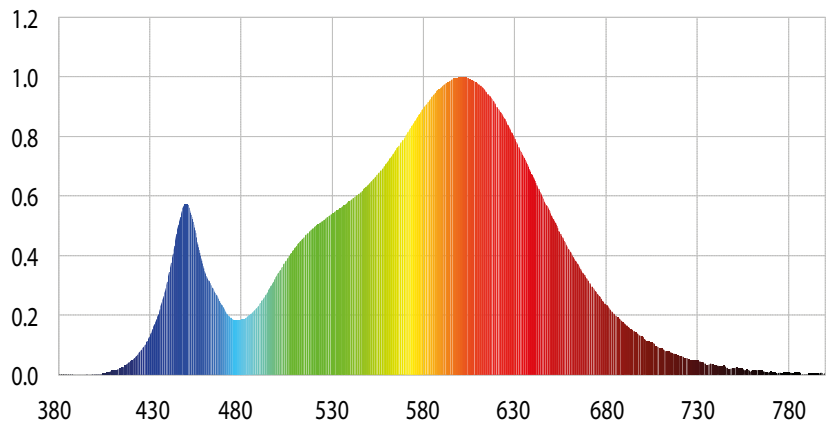
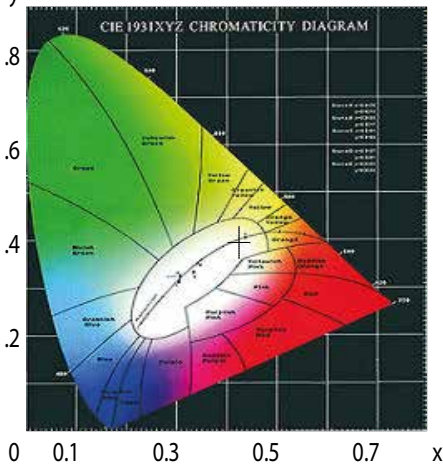


### Características y Valores Aproximados

\*Importante revisar la póliza de garantía de cada producto



## CIE 1931 CHROMATICITY DIAGRAM



### Parámetros colorimétricos

CCT: Tc=3165K (duv=0.00015)

CRI: Ra= 81.4, avgR(1~14)= 75.3, avgR(1~15)= 75.1

### Parámetros fotométricos

Luminous Flux: 975.82 Lm

EEL: 0.14

Pupil Flux: 1258.41 Plm

### Parámetros eléctricos

Voltage: 127.60V

Power Factor: 0.5920

Efficiency: 95.20 Lm/W

Energy Efficiency Class: A+ (EU 874-2012)

Pupil Lumens Per Watt: 122.77 Plm/W

Current: 0.1350A

Frequency: 60.00Hz

Radiant Power: 2.903 W

Pupil Factor (Kp): 1.290

Power: 10.25W