

## DOWNLIGHTS SOBREPONER

### Características

Material	Al
Terminado	Blanco
Pantalla	Ps
Índice de protección	IP20
Base	Cercha de Sobreponer
Dimensiones mm	ø300*33 mm
Lúmenes	2,200 Lm
Temperatura	3,500K
Ángulo	120°

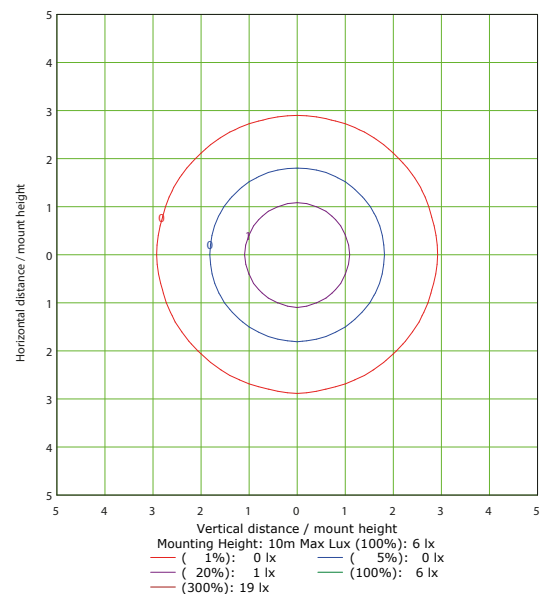
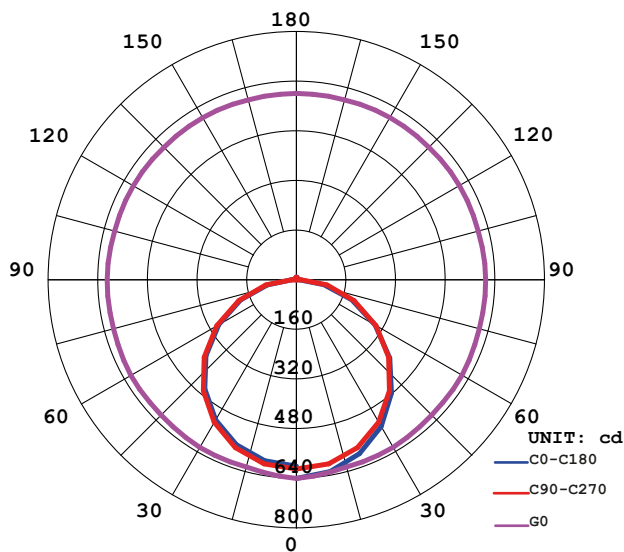
### Parámetros Eléctricos

Tensión Nominal [V~]	85-265V~
Consumo de Potencia [W]	24 W
Frecuencia Nominal [Hz]	50/60Hz
Consumo de Corriente [A]	0.28-0.09A
Temperatura de Operación	-10 a 45 °C

### Beneficios

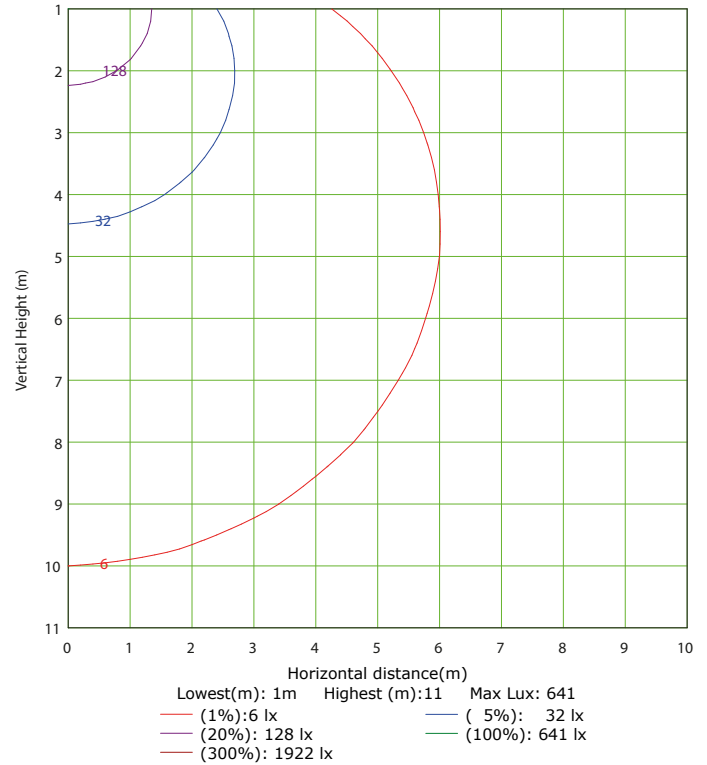
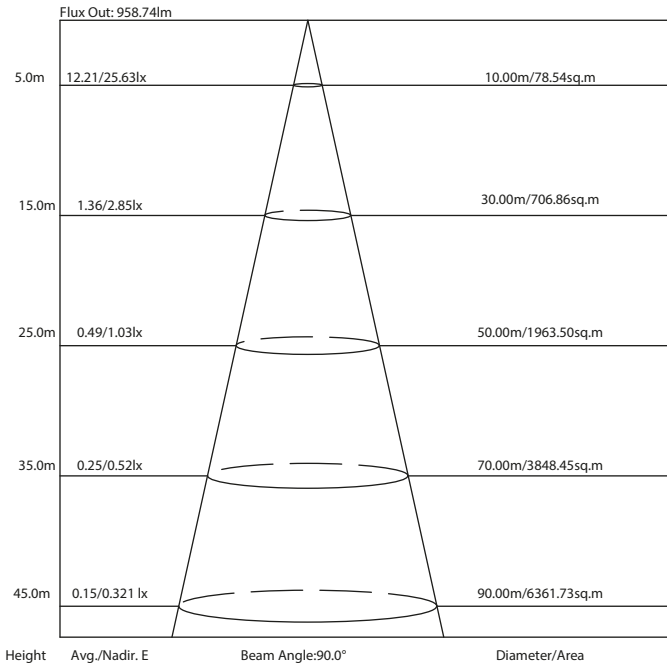
Garantía	3 Años de Garantía*
Certificación	NOM

### LUMINOUS INTENSITY DISTRIBUTION DIAGRAM

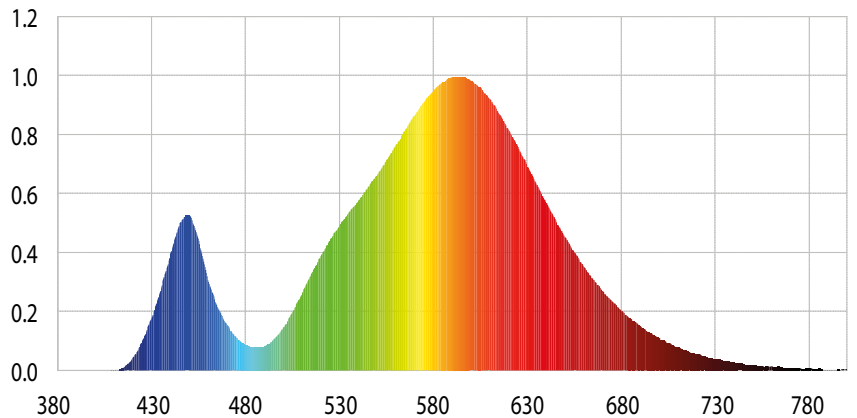
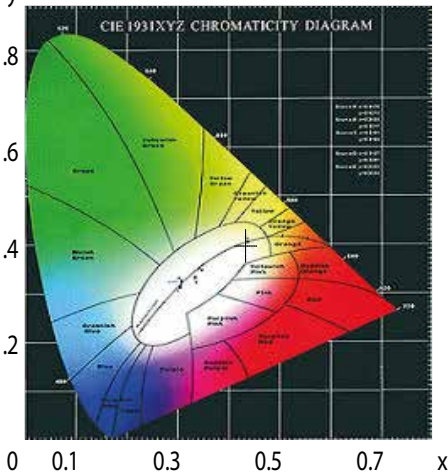


### Características y Valores Aproximados

\*Importante revisar la póliza de garantía de cada producto



## CIE 1931 CHROMATICITY DIAGRAM



### Parámetros colorimétricos

CCT: Tc=3036K (duv=0.00030)

CRI: Ra= 69.3, avgR(1~14)= 59.3, avgR(1~15)=59.2

### Parámetros fotométricos

Luminous Flux: 1835.84 Lm

EEL: 0.18

Pupil Flux: 2086.39Plm

### Parámetros eléctricos

Voltage: 127.20V

Power Factor: 0.6230

Efficiency: 74.72 Lm/W

Energy Efficiency Class: A+ (EU 874-2012)

Pupil Lumens Per Watt: 84.92 Plm/W

Radiant Power: 5.176W

Pupil Factor (Kp): 1.136

Current: 0.3100A

Frequency: 60.00Hz

Power: 24.57W