

DOWNLIGHTS SOBREPONER

Características

| | |
|----------------------|----------------------|
| Material | Al |
| Terminado | Negro |
| Pantalla | Ps |
| Índice de protección | IP20 |
| Base | Cercha de Sobreponer |
| Dimensiones mm | ø300*33 mm |
| Lúmenes | 2,200 Lm |
| Temperatura | 6,500K |
| Ángulo | 120° |

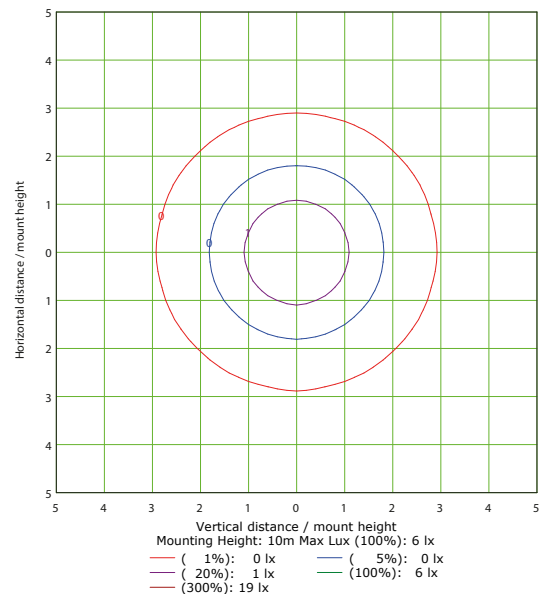
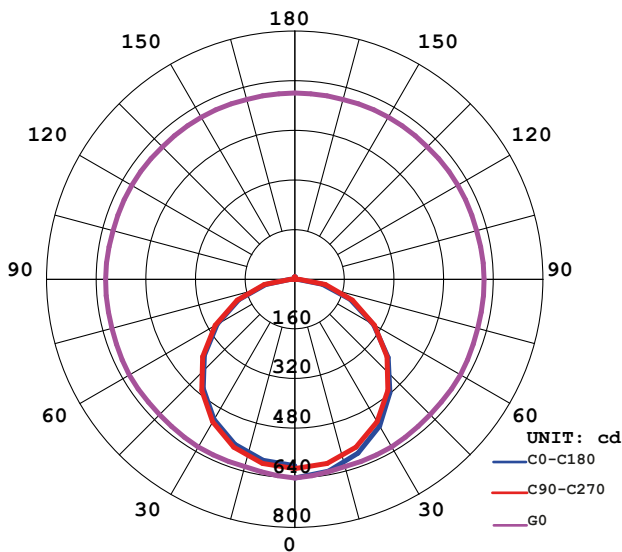
Parámetros Eléctricos

| | |
|--------------------------|-------------|
| Tensión Nominal [V~] | 85-265V~ |
| Consumo de Potencia [W] | 24 W |
| Frecuencia Nominal [Hz] | 50/60Hz |
| Consumo de Corriente [A] | 0.28-0.09A |
| Temperatura de Operación | -10 a 45 °C |

Beneficios

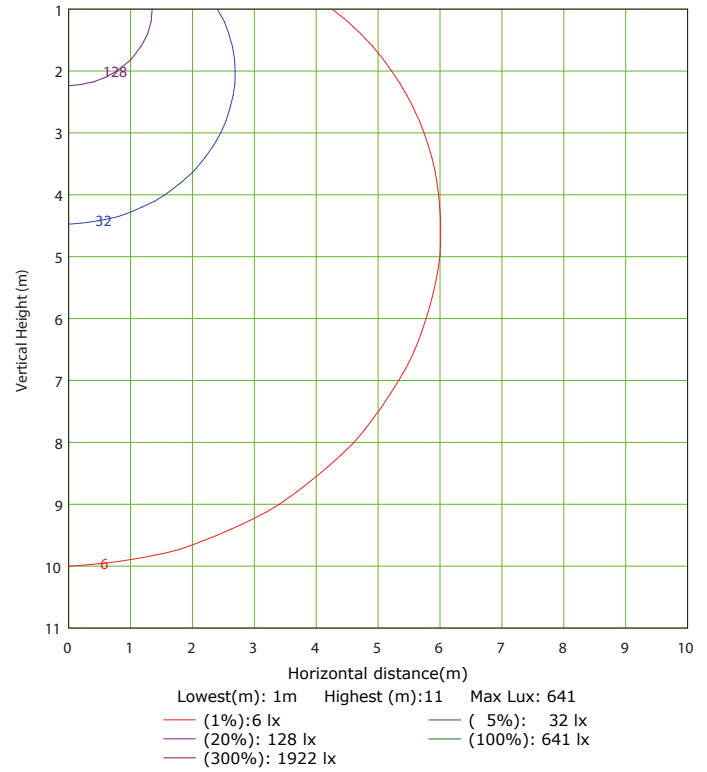
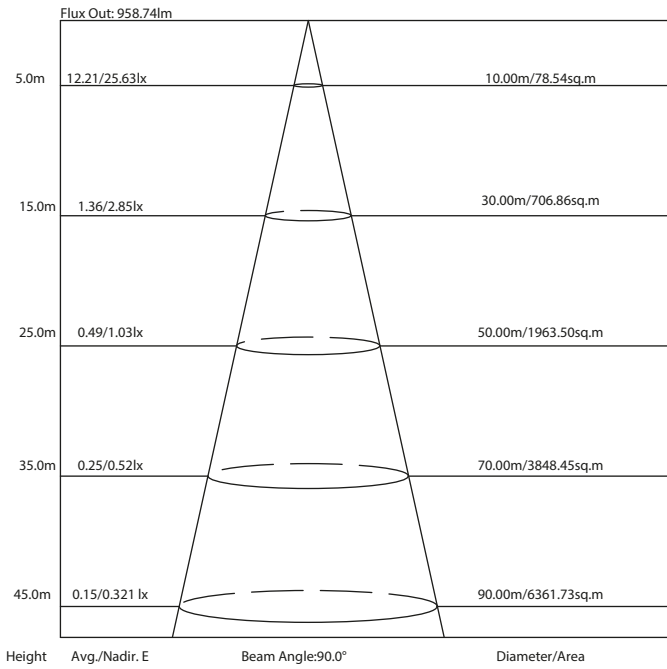
| | |
|---------------|---------------------|
| Garantía | 3 Años de Garantía* |
| Certificación | NOM |

LUMINOUS INTENSITY DISTRIBUTION DIAGRAM

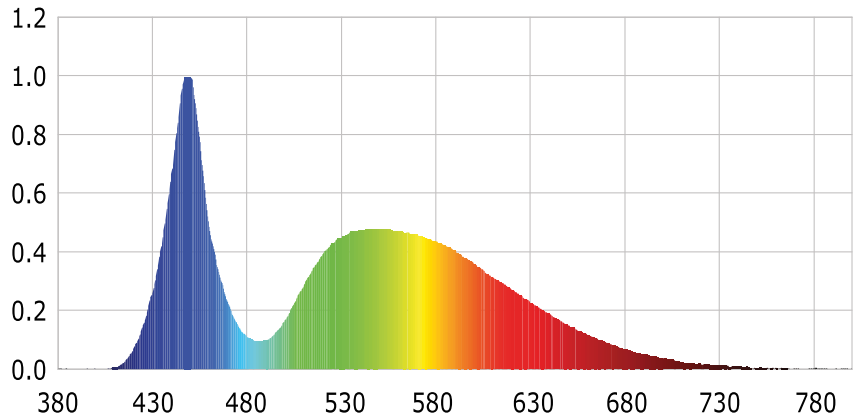
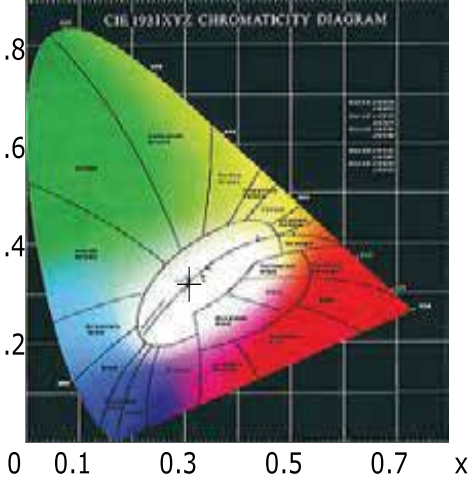


Características y Valores Aproximados

*Importante revisar la póliza de garantía de cada producto



CIE1931 CHROMATICITY DIAGRAM



Parámetros colorimétricos

CCT: Tc=6752K (duv=0.00083)

CRI: Ra= 72.9, avgR(1~14)= 62.6, avgR(1~15)=63.1

Parámetros fotométricos

Luminous Flux:2189.52 Lm

EEL: 0.16

Pupil Flux: 3835.50Plm

Efficiency: 86.00 Lm/W

Energy Efficiency Class: A+ (EU 874-2012)

Pupil Lumens Per Watt: 150.65 Plm/W

Radiant Power: 6.925 W

Pupil Factor (Kp): 1.752

Parámetros eléctricos

Voltage: 127.00V

Power Factor: 0.6180

Current: 0.3240A

Frequency: 60.00Hz

Power:25.46W