

PANEL DOWNLIGHT

Características


Material	Fe
Terminado	Blanco
Pantalla	Ps
Índice de protección	IP20
Base	Grapas de fijación
Dimensiones mm	ø120*105*20 mm
Lúmenes	430Lm
Temperatura	6,500K
Ángulo	120°

Parámetros Eléctricos

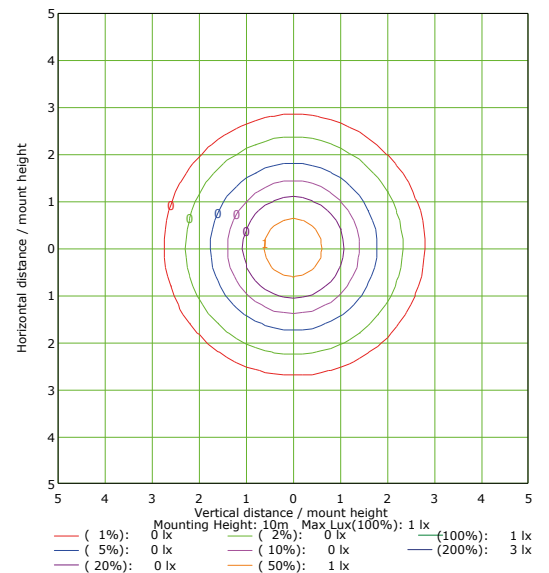
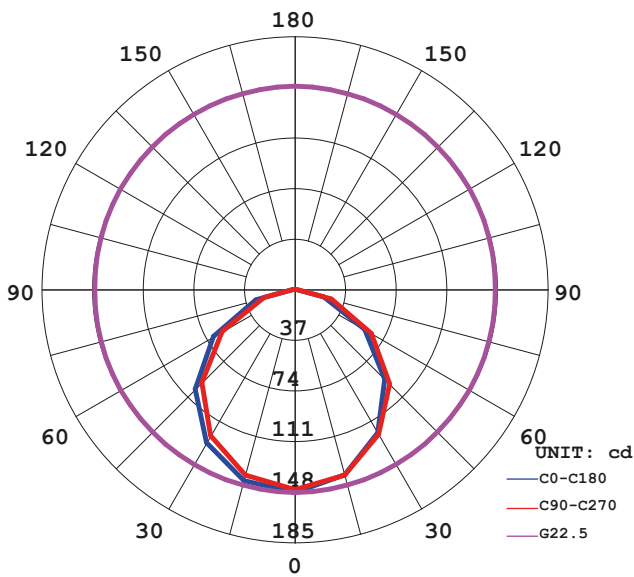
Tensión Nominal [V~]	85-265V~
Consumo de Potencia [W]	7 W
Frecuencia Nominal [Hz]	50/60Hz
Consumo de Corriente [A]	0.08-0.02A
Temperatura de Operación	-10 a 45 °C

Beneficios

Garantía	2 Años de Garantía*
Certificación	NOM

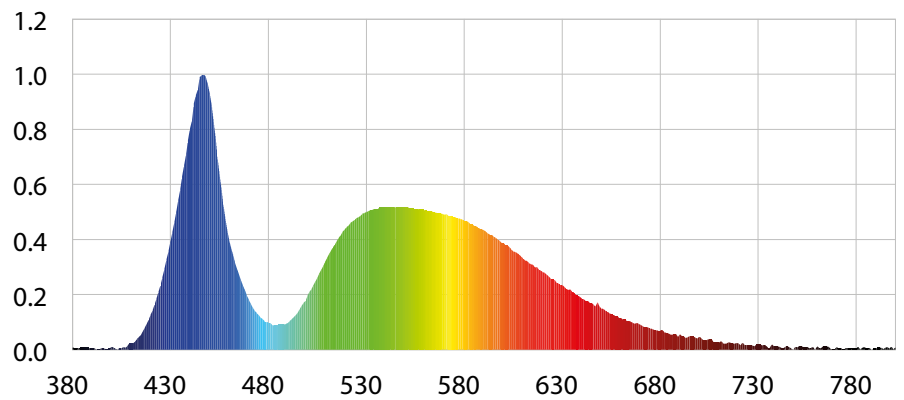
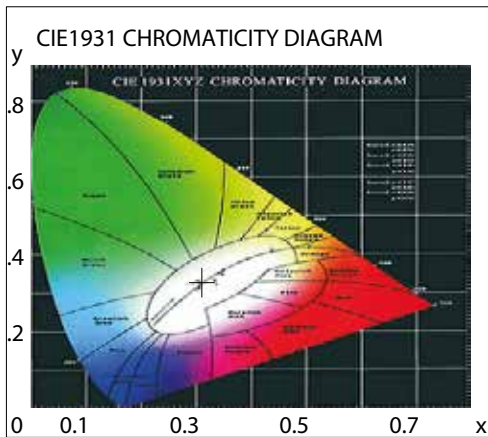
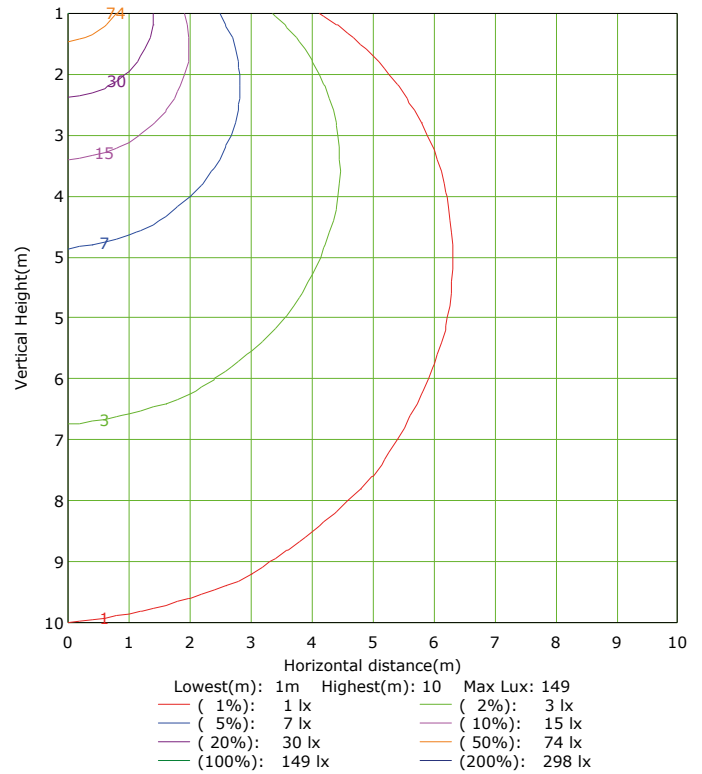
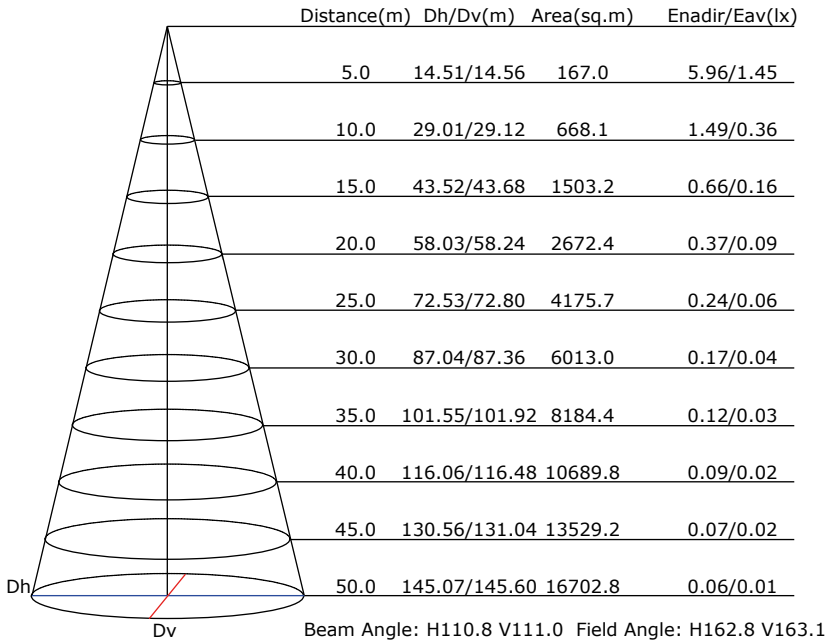


LUMINOUS INTENSITY DISTRIBUTION DIAGRAM



Características y Valores Aproximados

*Importante revisar la póliza de garantía de cada producto



Parámetros colorimétricos

CCT: Tc=6900K (duv=0.00374)

CRI: Ra=72.3, avgR(1~14)= 61.9, avgR(1~15)= 62.1

Parámetros fotométricos

Luminous Flux:436.59 Lm

EEL: 0.17

Pupil Flux: 751.40 Plm

Efficiency: 69.74Lm/W

Energy Efficiency Class: A+ (EU 874-2012)

Pupil Lumens Per Watt: 120.03 Plm/W

Radiant Power:1.363W

Pupil Factor (Kp): 1.776

Parámetros eléctricos

Voltage: 220.90V

Power Factor: 0.6000

Current: 0.0820A

Frequency: 60.00Hz

Power:6.26W